

Kineo Analytics: unlock your learning data and prove your impact



— KINEO ANALYTICS FOR LEARNING CONTENT

So you've launched your online learning experience. You know your learners are completing it but how do you know the true impact of your investment?

Kineo Analytics captures data and insights so you can evidence the success of your training and demonstrate your learning's ability to close performance gaps. By analysing your people's learning habits, you can make data-driven decisions on the content they need and create focused experiences that deliver on your learning objectives and business goals.

Included as standard with all our Adapt courses, Kineo Analytics adds measurement opportunities which would be unavailable when using most learning management systems on their own.

The data Kineo Analytics collects is anonymous and complies with GDPR and other data regulations.






Collect data across the learning experience

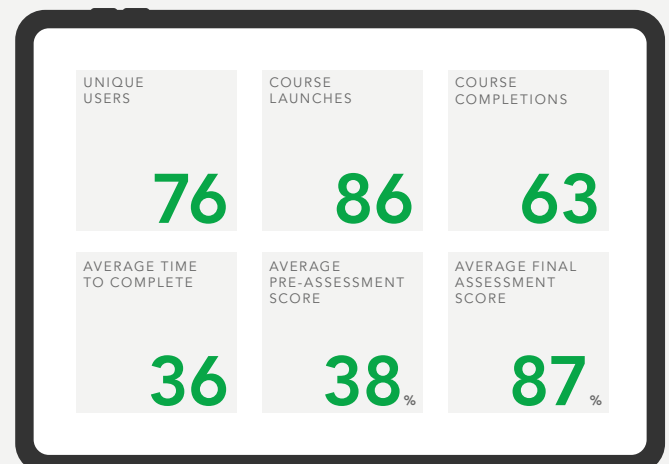
Track data points across the entire learning experience to answer key questions.

Measurement	Questions you can answer with Kineo Analytics
Perception	<ul style="list-style-type: none"> Does your learning increase the confidence of your learners? Where are their areas of low and high confidence? Even if they know the right thing to do, are they confident to apply it in practice?
Competence	<ul style="list-style-type: none"> What do they already know and where are the gaps? Is the learning filling the gaps? How well do learners apply knowledge in assessments and activities? What questions and activities do they find difficult? How well do they perform against different learning objectives?
Engagement	<ul style="list-style-type: none"> How long do learners take to complete learning? Are they spending a lot of time in one area but skipping through another? Is their attention spread over multiple sessions? Are they coming back for more after completing the learning? Are they completing the learning on mobile or desktop devices?
Reaction	<ul style="list-style-type: none"> Did learners enjoy the learning? Did they find it useful and relevant? Do they intend to behave differently as a result of the training?



View data trends in your Kineo Analytics Dashboard


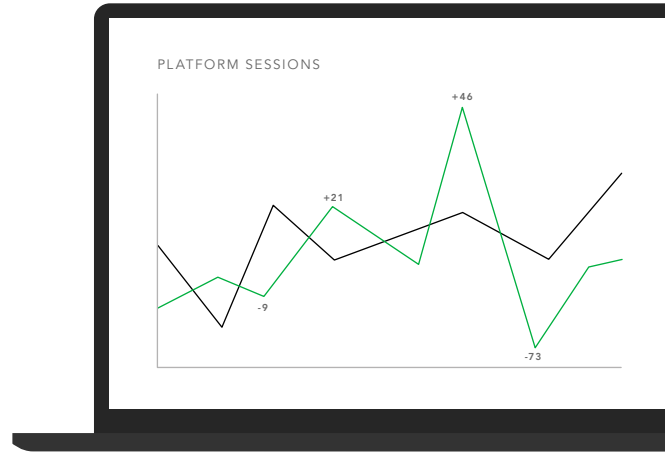
Built into your client portal, you can use the Kineo Analytics Dashboard as a powerful business intelligence tool to track data trends and support your data analysis. The dashboard's visualisations are easy to read and perfect to drop into your presentations and reports.





Collate and compare data across multiple learning experiences

Track and compare data across your entire suite of Kineo Adapt courses, all in the same dashboard. You can evidence and contrast the effectiveness of different content approaches, durations and release patterns, as well as your overall L&D impact. The capability of Kineo Analytics will support you in creating compelling 'data stories' that inform your learning strategies.



Get informed and transform your learning

Our Customer Success Team is here to help you measure your learning impact and improve the effectiveness of your digital learning. We're here to help you connect the dots; see how your learning is performing, how that relates to business performance and what you should do next to improve results.

Get in touch to hear more about how Kineo Analytics can empower your L&D decisions and the free support we offer our customers.

Kineo UK

info@kineo.com
+44 (0)1 273 764 070

Kineo USA

usinfo@kineo.com
+1-312-846-6656

Kineo APAC

info@kineo.com.au
1300 303 318

www.kineo.com